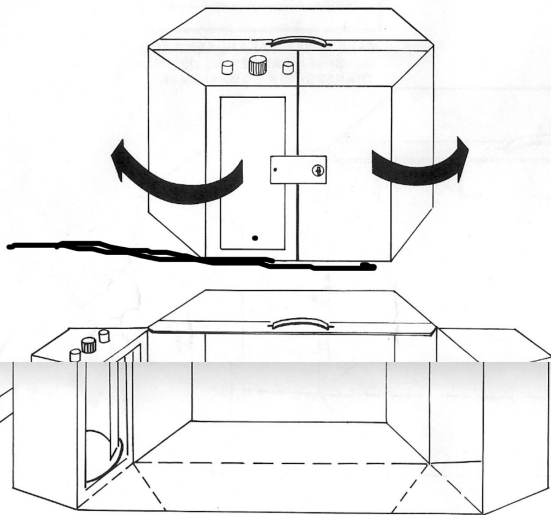
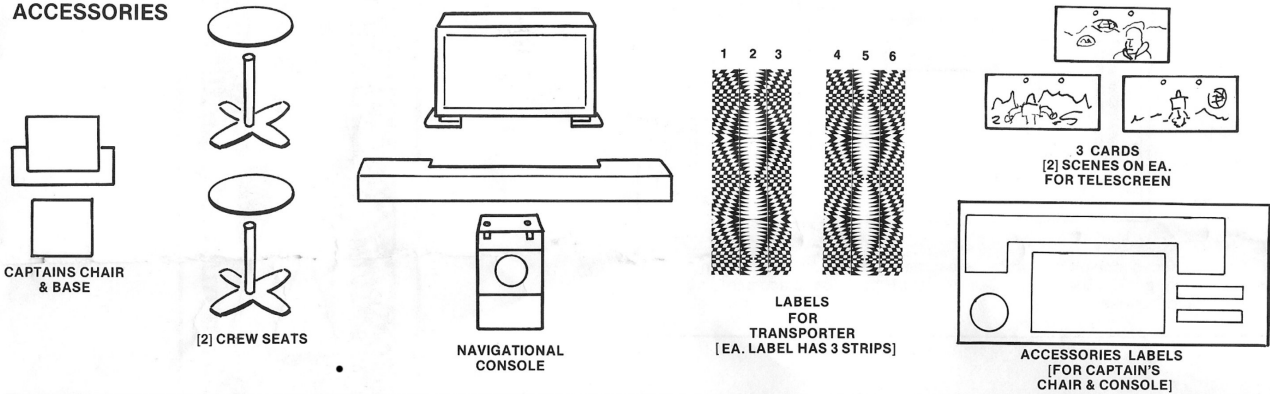




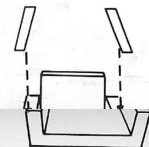

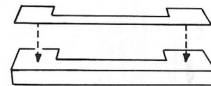
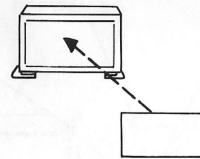
U.S.S. ENTERPRISE

INSTRUCTION SHEET

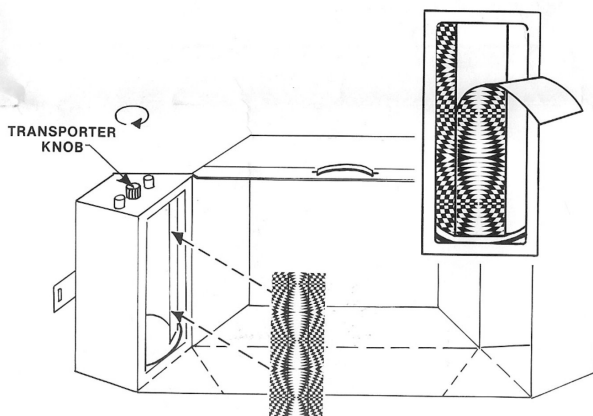
ACCESSORIES



- (1) Unlatch the USS ENTERPRISE Play Case and open up play area. See Illus. Then take out accessory bag and remove parts for assembly.




- (3) Next apply all labels to Captains chair arms, and navigation console. Remove diecut labels one at a time and press into appropriate locations. See Illus.



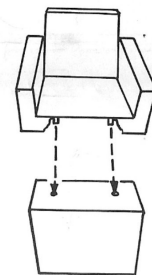
- (2) Now take the large Yellow & Black pattern labels (each label is cut into 3 strips) and remove one strip from the release paper and attach it to one side of the Transporter Compartment. (See Illus.)

NAVIGATION CONSOLE TOP



BASE [A]

CAPTAINS CHAIR



CREWSEAT



- (4) (A) Now you are ready to assemble the Navigation console. Slide the top of the console into place (See Illus.) Next press the two pins, on the bottom of the counter portion of console into holes in the base, See Illus. NOTE: Press Firmly.

(B) Press firmly the two pins on bottom of Captains chair into holes on the Captains chair base.

(C) Press crew seat on to base, repeat for other seat. (See Illus.)

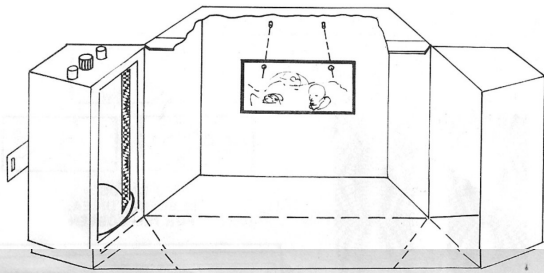
SEE OTHER SIDE FOR ADDITIONAL INSTRUCTIONS



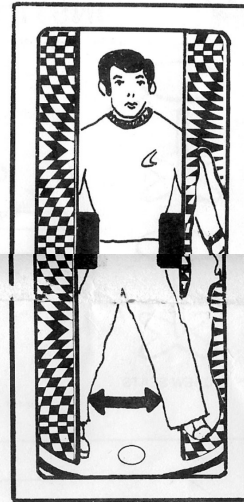
MEGO CORP.
206 FIFTH AVENUE • NEW YORK, N.Y. 10010
Item No. 51210

Note: Colors and materials are subject to change by manufacturer.

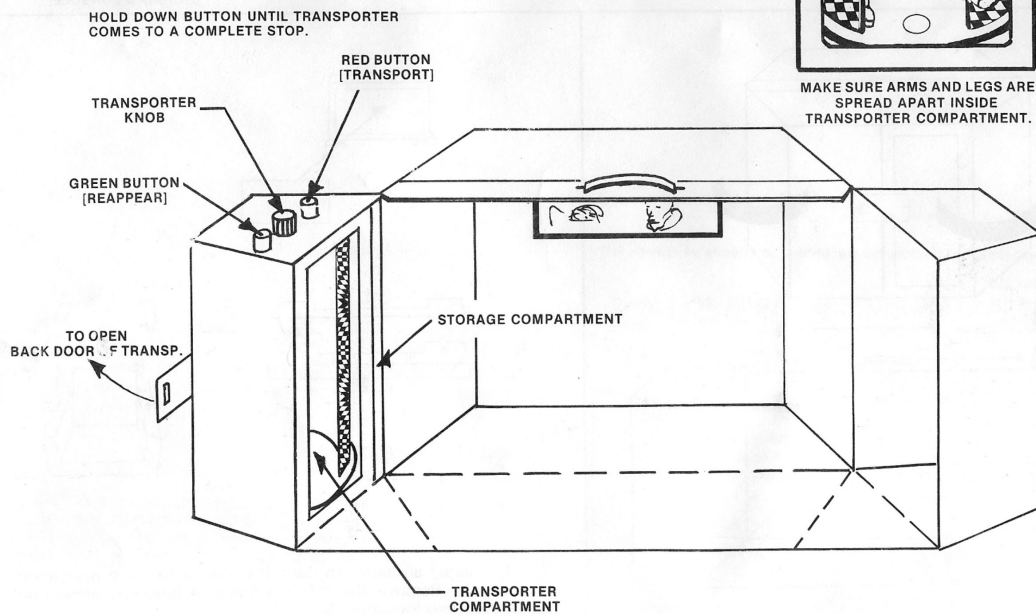
© 1974 Paramount Pictures Corporation



(5) Select scene on one of the Telescreen cards and place it on the two pins. (See Illus.) See front of box for placement of accessories.



MAKE SURE ARMS AND LEGS ARE SPREAD APART INSIDE TRANSPORTER COMPARTMENT.



(6) To operate Transporter, place figure in the transporter compartment. Make sure that the arms and legs are spread apart inside transporter compartment. Spin the Transporter knob on the top to activate the Transporter. Press the Green button and the figure will disappear. (The figure can be removed through the back door). To bring the figure back spin the Transporter knob and press the Red button, the figure will reappear. (See Illustration)